




NOORDIC


TEXTURED-LOOP CARPET TILE

Noordic carpet tiles are a low cost PET carpet product that doesn't sacrifice durability for price point. Available in several attractive color options, Noordic tiles come with added soil release treatment and are ADA compliant for accessible routes.




01.

Nebulae




04.

North Star




02.

Constellation



05.

Stargaze



03.

Comet

NOORDIC

20 OZ. TEXTURED-LOOP CARPET TILE



SUGGESTED USES:

Lobbies, Libraries, Retail/Department Stores, Entryways and other high-traffic areas or spaces.

Construction	Textured Loop
Standard Backing	Nexus® Modular
Dye Method	Solution Dyed
Fiber Type	TeraPlex® SD PET
Face Weight	20 oz./sy (678 grams/m ²)
Pattern Repeat	N/A
Gauge	1/10 (3.94 rows/cm)
Total Thickness (nominal average)	0.246 inches
Standard Size	24" x 24" approx. (60.96cm x 60.96cm)
Price Level:	\$\$
Special Treatments	ProTex® Soil Release
Optional Backings	Nexus® Cushion
Standard Adhesive	Commercial on Premium Modular and LVT Adhesive
Optional Adhesive	TileTabs

LIMITED WARRANTY

Full Commercial Warranty 1 years
Summary of Warranty

We extend certain warranties that cover products manufactured with Nexus® Modular backing. These warranties protect the original end use purchaser against performance deficiencies in specific categories. The length of time covered by each warranty listed below is for the useful life of the carpet, provided that the carpet is installed using the full spread modular adhesive or TileTabs® method and other guidelines described in our carpet installation instructions, and the carpet is maintained in accordance with our carpet maintenance instructions.

For carpet backed with Nexus Modular, the following lifetime warranties apply:

- Tuft Bind (edge ravel, yarn pulls, zippering): Under normal use carpet will not fail to perform due to insufficient tuft bind as evidenced by edge ravel, yarn pulls, or zippering.
- Delamination: Under normal use, carpet will not fail to perform due to the delamination of the secondary backing.
- Dimensional Stability: Under normal use and atmospheric conditions, Nexus Modular is dimensionally stable and will not shrink, grow, cup, or dome.

Should our Nexus Modular product fail to perform as warranted above, we will resolve the deficiency at our discretion by one or more of the following methods at no charge for materials, freight, and labor: repair the affected area replace the affected area with comparable product refund the full purchase price of the product in affected area. If carpet is to be replaced, areas must be cleared at the customer's expense of all equipment, furnishings, partitions, and similar materials that may have been placed over the carpet subsequent to completion of the original installation. In the event replacement is to be made for carpet that is not a current product manufactured by us, replacement will be made with a comparable style from the current product line.

**For a copy of the full warranty please ask for a warranty sheet.*

PACKAGING & DIMENSIONS:

Tiles (24" x 24"): 18 tiles, 72 SF/Carton (43.4 lbs per carton)

ENVIRONMENTAL SPECIFICATIONS & TESTS

SCAS / NSF 140	Gold Certified
Total Recycled Content	40.71%
Flooring Radiant Panel	Class 1
Smoke Density	Less than 450.0 flaming (ASTM E 662)
Static Test	Less than 3.0 kv (AATCC-134)
ADA Compliance	Compliant For Accessible Routes
Pill Test	Yes
Light fastness	Yes

LEED-NC

MR Credit 4 | IEQ Credits 4.1, 4.3, 5

INSTALLATION (Tile)

Before laying tiles, it is recommended they are stored at room temperature 60°F-70°F (15°C-20°C). The tiles can be loose laid on flat, dry floors free from impurities such as oil, grease etc. Cracked floors should be filled, and uneven floors covered with hardboard. Dusty floors should be primed. Because of the high insulation value of these tiles it is not recommended they be laid when under-floor heating systems are in use. On very large installations, it is advisable to secure 1 in 5 rows with double-sided tape Where tiles are to be used under caster chairs, tiles should be fully secured. The tiles may be laid by marking across in the center of the room and working outwards from this, the marker cross may be moved to facilitate these full tiles in doorways, etc. Tiles must be laid by turning alternate tiles 90 degrees to obtain a checker pattern. An arrow on the back of each tile indicates the pile direction. Only tiles with the same batch number should be laid together.

MAINTENANCE

Regular vacuuming (Weekly in low-traffic areas, and daily or twice daily in areas with higher traffic) with a motor-driven brush and beater bar can remove up to 80% of surface dirt, and is the easiest way to prolong the life of your carpet.

Regular vacuuming is key to maintaining your carpet, but eventually the carpet color dulls from dirt and grime stuck in the fibers. The dirt is then carried further into the building to form more soil reservoirs. Additionally, the oil content (15%) of the soil causes particles to stick to carpet fiber and resist vacuuming. To restore the carpet to its best condition, frequent light cleaning gives the best result and is often very cost effective.

IMPORTANT NOTICE

Sample swatches have been cut from an overall design; decoration and shade may vary.

YOUR AUTHORIZED SALES REPRESENTATIVE:

vg_InfoSales_Noordic_042823



van Gelder, Inc.
www.vangelder-inc.com
+1 706 602 4186

EXPERIENCE IT FOR YOURSELF

Talk with your sales representative or request samples at samples@vangelder-inc.com